

HOMELESSNESS IN CECIL COUNTY



2017 PIT Count:
193

WHERE ARE THEY STAYING?

Sheltered
58%



Unsheltered
42%

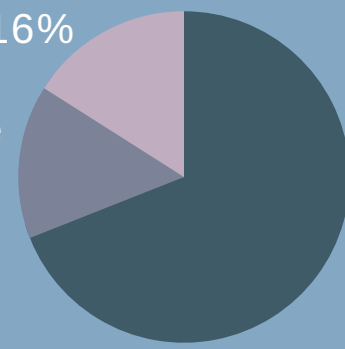
Each January, Cecil County conducts a Point-in-Time (PIT) count of sheltered and unsheltered homeless persons on a single night. This count provides a snapshot of Cecil County's homeless population.

WHERE ARE THEY FROM?

Other MD Jurisdiction


16%

Other State
15%



Cecil County
69%

WHO ARE THEY?



2 out of every 3 are male.

Multiple Races

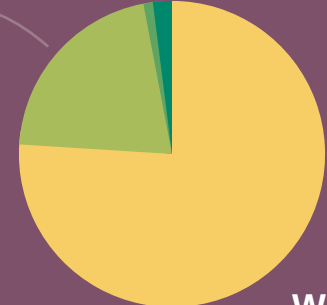
2%

Asian

1%

Black

21%



White
76%

3 out of every 4 are White.

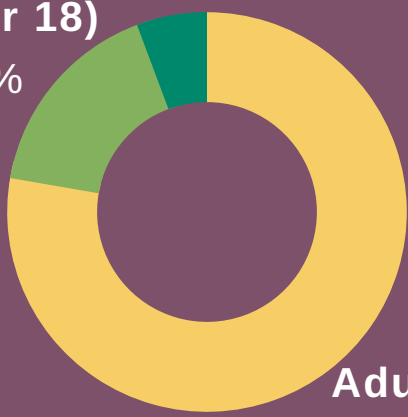
Young Adults

(18-24)

Children
(Under 18)

17%

6%



Adults (25+)

78%

Nearly 1 out of every 4 are children or young adults.



1 out of every 5 are veterans.

WHAT ARE THEIR BARRIERS TO HOUSING?

