

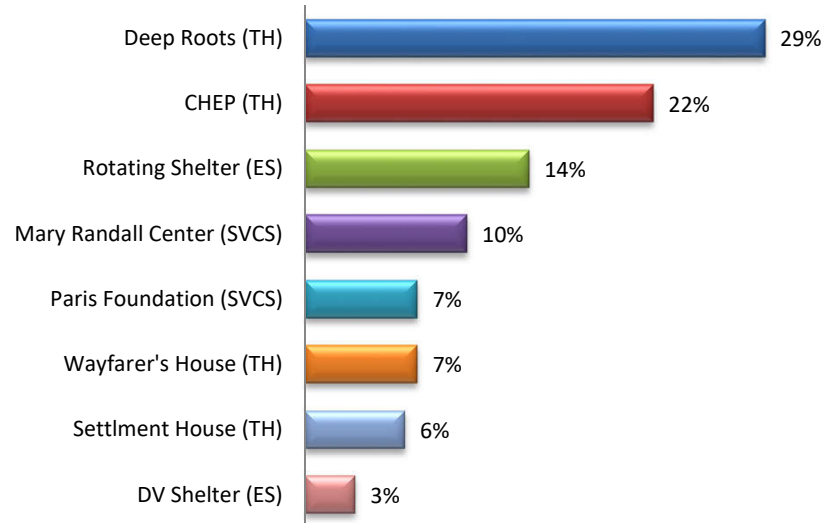
# 2019 Cecil County Point In Time Results

126 Total Homeless Persons Counted (Including homeless family members living w/surveyed individual)

## Participating Providers

Deep Roots (TH)	37	29%
CHEP (TH)	28	22%
Rotating Shelter (ES)	18	14%
Mary Randall Center (SVCS)	13	10%
Paris Foundation (SVCS)	9	7%
Wayfarer's House (TH)	9	7%
Settlnment House (TH)	8	6%
DV Shelter (ES)	4	3%

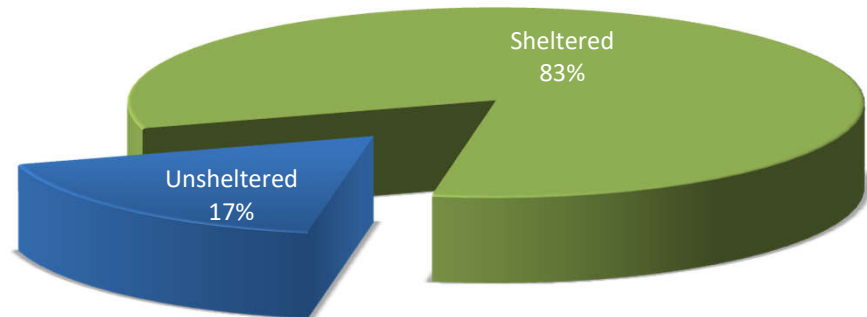
Count 126




## Survey Locations

Sheltered	104	83%
Unsheltered	22	17%

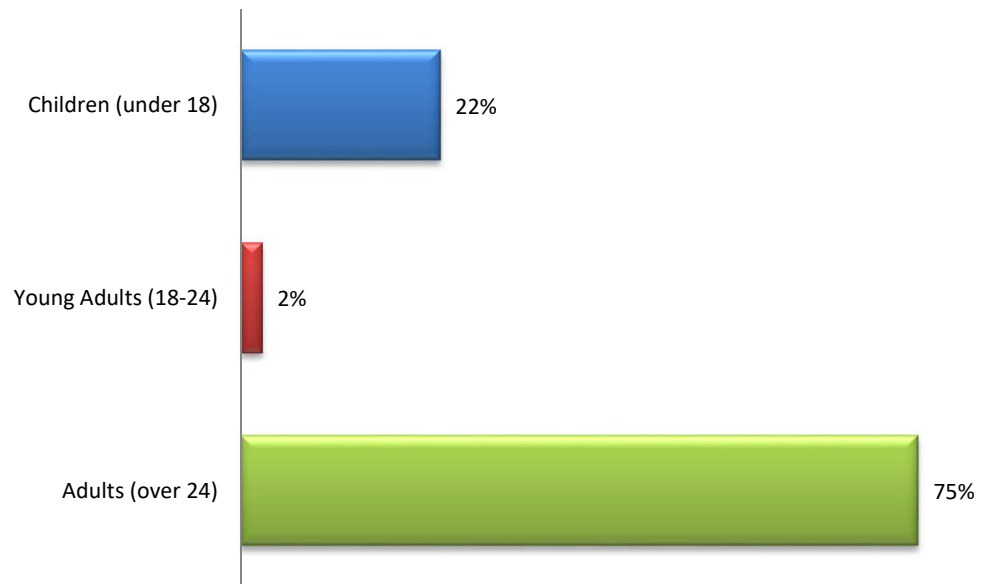
Count 126



Gender			
	Male	92	73%
	Female	34	27%
	Transgender	0	0%
		<i>Count</i>	126



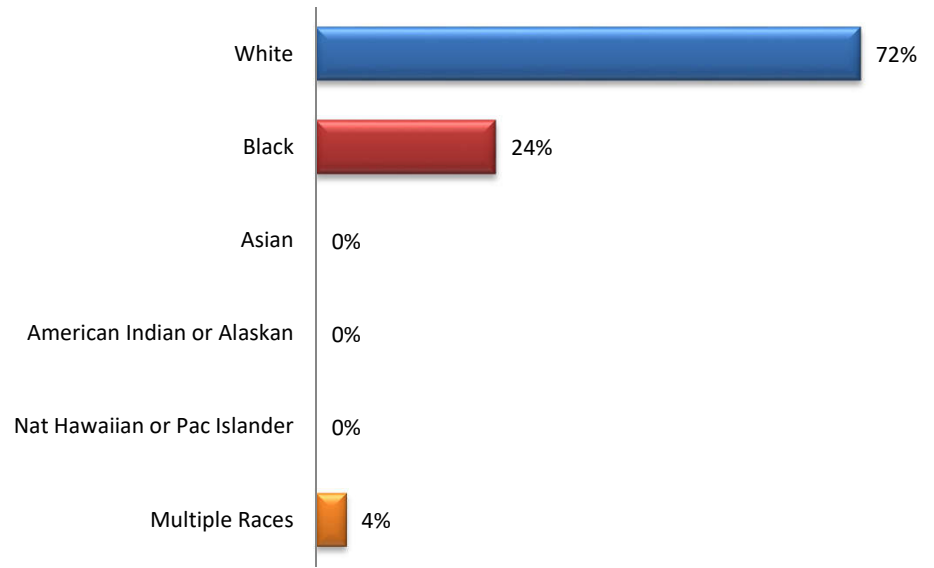
Age Groups			
	Children (under 18)	28	22%
	Young Adults (18-24)	3	2%
	Adults (over 24)	95	75%
		<i>Count</i>	126



### Race

White	91	72%
Black	30	24%
Asian	0	0%
American Indian or Alaskan	0	0%
Nat Hawaiian or Pac Islander	0	0%
Multiple Races	5	4%


Count 126



### Ethnicity

Non-Hispanic / Non-Latino	119	94%
Hispanic / Latino	7	6%

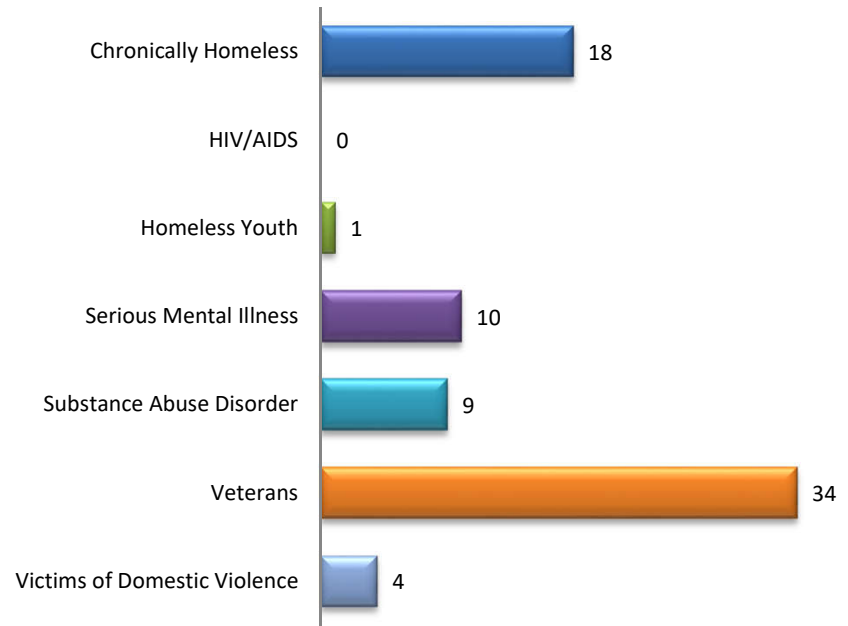
Count 126



### Subpopulations

Chronically Homeless	18
HIV/AIDS	0
Homeless Youth	1
Serious Mental Illness	10
Substance Abuse Disorder	9
Veterans	34
Victims of Domestic Violence	4


Each category percentage based on count of 98 adults



### Households

Persons in HHs with Children	49	39%
Persons in HHs w/o Children	77	61%

Count 126

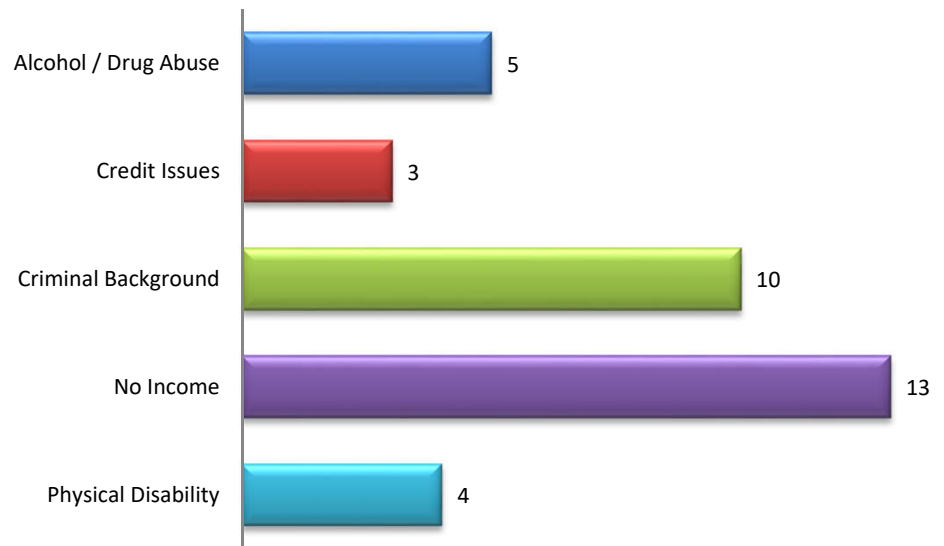


### Barriers to Housing

Alcohol / Drug Abuse	5
Credit Issues	3
Criminal Background	10
No Income	13
Physical Disability	4

*Each category percentage based on 18 responses from surveys from street or non-HMIS provider*

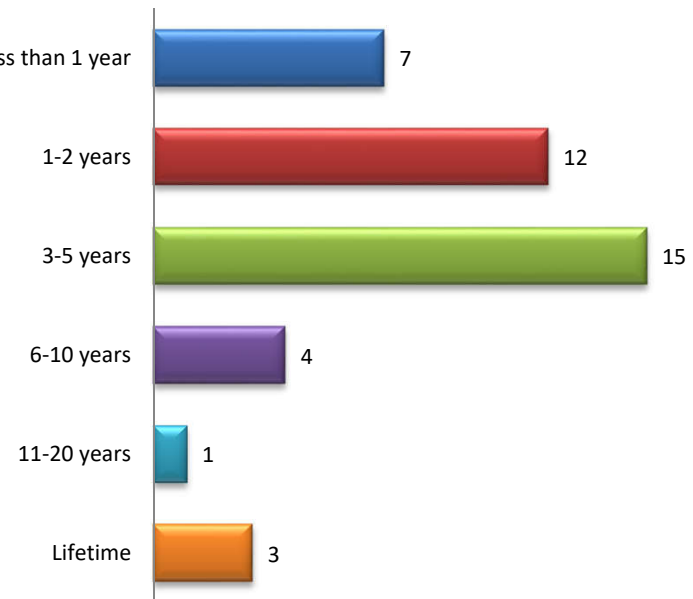
NOTE: categories for "other" and "not seeking assistance" were not selected by any persons surveyed



### How Long in Cecil County

Less than 1 year	7
1-2 years	12
3-5 years	15
6-10 years	4
11-20 years	1
Lifetime	3

*Each category percentage based on 42 responses from surveys from street or non-HMIS provider*



### PIT Comparison

2014 Total PIT Count	195
2015 Total PIT Count	191
2016 Total PIT Count	167
2017 Total PIT Count	193
2018 Total PIT Count	129
2019 Total PIT Count	126

